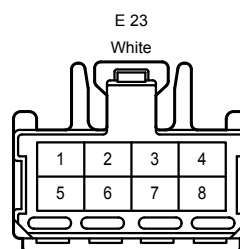
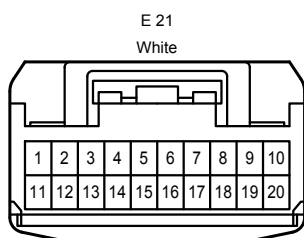
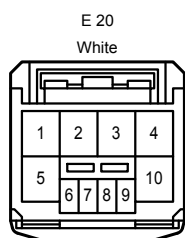
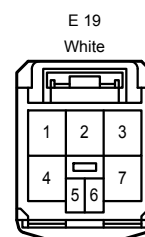
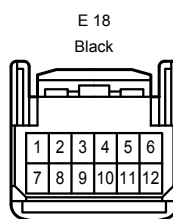
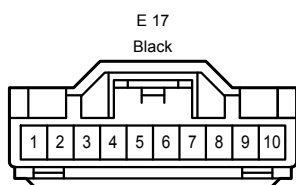
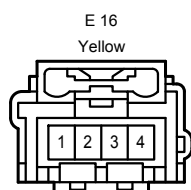
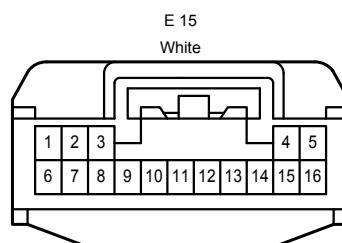
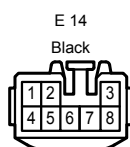
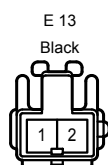
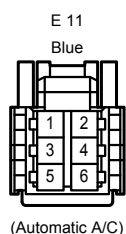
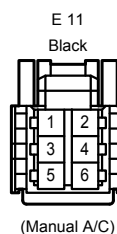
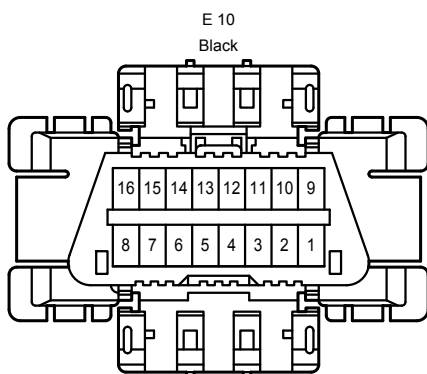
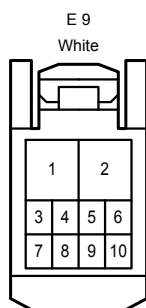
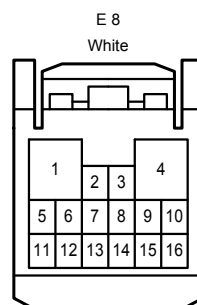
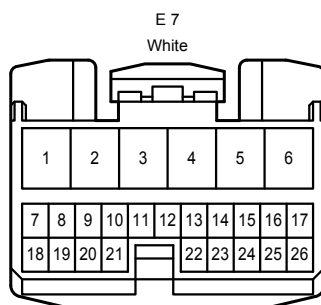
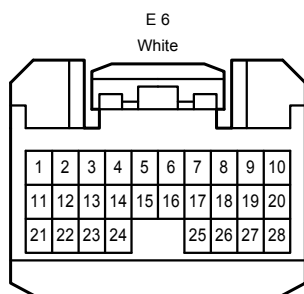
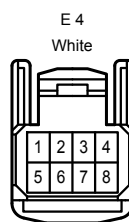
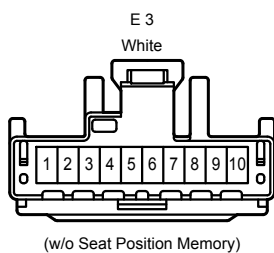
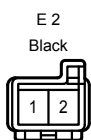
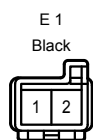
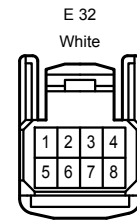
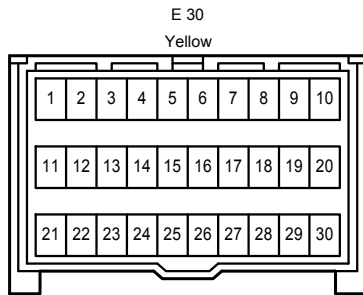
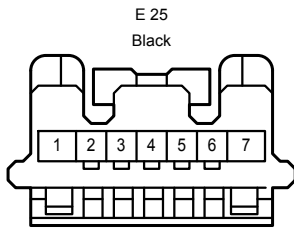
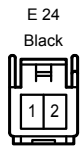


- E 1 Diode (Door Courtesy Rear LH)
- E 2 Diode (Door Courtesy Rear RH)
- E 3 Outer Mirror SW
- E 4 Headlamp Cleaner SW
- E 6 Main Body ECU
- E 7 Main Body ECU
- E 8 Main Body ECU
- E 9 Main Body ECU
- E 10 DLC3
- E 11 Automatic Light Control Sensor
- E 13 VSC Warning Buzzer
- E 14 Turn Signal Flasher
- E 15 Transponder Key ECU
- E 16 Airbag Squib (Steering Wheel Pad)
- E 17 Steering Sensor
- E 18 Spiral Cable
- E 19 Windshield Wiper SW Assembly
- E 20 Windshield Wiper SW Assembly
- E 21 Headlamp Dimmer SW Assembly
- E 22 Unlock Warning SW
- E 23 Ignition SW
- E 24 Key Interlock Solenoid
- E 25 Transponder Key Amplifier
- E 27 A/C Room Temp. Sensor
- E 28 Cigarette Lighter
- E 29 Power Outlet Socket (Front)
- E 30 Airbag Sensor Assembly Center
- E 31 Transmission Control SW
- E 32 Shift Lock Control ECU
- E 33 Parking Brake SW
- E 34 Yaw Rate Sensor
- E 35 Power Outlet Socket (Rear)

Position of Parts in Instrument Panel <LHD>



Position of Parts in Instrument Panel <LHD>



(w/o Smart Entry & Start System)

